

































URBAN MOBILITY

SCOOTER & BIKE

| MICHELIN RANGES | VEHICULE TYPE | ROAD TYPE | | PERFORMANCE | | | |
|------------------------|---|---|---|---|---|--|---|
| | | URBAN | OFF-ROAD |  WET GRIP |  LONGEVITY |  URBAN USAGE ROBUSTNESS |  OFF-ROAD CAPACITY |
| PILOT STREET 2 (INDIA) |  |  |  | ★★★★★ | ★★★★★ | ★★★★★ | - |
| PILOT STREET |  |  |  | ★★★★★ | ★★★★★ | ★★★★★ | - |
| PILOT MOTOGP™ | |  |  | ★★★★★ | ★★★★★ | ★★★★★ | - |
| CITY EXTRA |  |  |  | ★★★★★ | ★★★★★ | ★★★★★ | - |
| CITY EXTRA (INDIA) |  |  |  | ★★★★★ | ★★★★★ | ★★★★★ | - |
| M35 |  |  |  | ★★★★★ | ★★★★★ | ★★★★★ | ★★★★★ |
| ANAKEE STREET |  |  |  | ★★★★★ | ★★★★★ | ★★★★★ | ★★★★★ |
| ANAKEE CROSS (INDIA) |  |  |  | ★★★★★ | ★★★★★ | ★★★★★ | ★★★★★ |
| REGGAE |  |  |  | ★★★★★ | ★★★★★ | ★★★★★ | ★★★★★ |

URBAN MOBILITY

MICHELIN

PILOT STREET 2 INDIA

Safety on both wet and dry surfaces for everyday use



GRIP IN THE WET⁽¹⁾

The MICHELIN Pilot Street 2 has a tread pattern inspired by the Moto GPTM, with small central grooves and progressive side grooves designed for enhanced water clearance.



COVER GREATER DISTANCES

Specifically designed for your motorbike and your scooter, the tread depth and its special compounds maximize the distance you can cover⁽²⁾.



AVOID NASTY SURPRISES

The tread compounds and pattern make MICHELIN Pilot Street 2 an ally for snaking through traffic in the dry or in the wet. Highly responsive to rider input, they offer a secure and pleasurable ride.



ORIGINAL EQUIPMENT
YAMAHA: FAZER, FACTOR



FRONT & REAR

| Size | TL/TT | CAI |
|-----------------|-------|--------|
| 90/90 - 12 54j | TL | 310067 |
| 90/100 - 10 53j | TL | 887518 |

FRONT

| Size | TL/TT | CAI |
|---------------------|-------|--------|
| 80/100 - 17 M/C 46P | TL | 558659 |
| 90/90 - 17 M/C 49P | TL | 488742 |
| 100/80 - 17 M/C 52P | TL | 079756 |
| 110/70 - 17 M/C 54P | TL | 584234 |
| 80/100 - 18 M/C 47P | TL | 419882 |

REAR

| Size | TL/TT | CAI |
|---------------------------|-------|--------|
| 100/90 - 17 M/C 55P | TL | 755356 |
| 110/80 - 17 M/C 57P | TL | 358534 |
| 120/80 - 17 M/C 61P | TL | 034759 |
| 130/70 - 17 M/C 62P | TL | 026872 |
| 140/60 - 17 M/C 63P | TL | 640927 |
| 150/60 - 17 M/C 66P | TL | 849542 |
| 80/100 - 18 M/C 54P REINF | TL | 325457 |
| 100/90 - 18 M/C 56P | TL | 992753 |

(1) The independent body TÜV approved the results of a test conducted at Fontaine, in France, in September 2018, to assess the overall performance (grip, braking, agility) of the MICHELIN Pilot Street 2 compared to its main competitors in the wet (Front: COMPETITOR A 80/90-14 40 S TL, COMPETITOR B 80/90-14 40 S TL, MICHELIN Pilot Street 80/90-14 46P REINF TL and MICHELIN Pilot Street 2 80/90-14 46S REINF TL; Rear: COMPETITOR A 90/90-14 46 S TL, COMPETITOR B 90/90-14 46S TL, MICHELIN Pilot Street 90/90-14 52P REINF TL and MICHELIN Pilot Street 2 90/90-14 52S REINF TL).
(2) Wear performance measured by comparing tread depth and weight loss. Tires used for front position are ASPIRA PREMIO SPORTIVO 80/90-14 40 S TL, PIRELLI DIABLO SCOOTER 80/90-14 40S TL, MICHELIN Pilot Street 80/90 - 14 46P REINF TL and MICHELIN Pilot Street 2 80/90 - 14 46S REINF TL. Tires used for rear position are ASPIRA PREMIO SPORTIVO 90/90-14 46 S TL, PIRELLI DIABLO SCOOTER 90/90-14 46S TL, MICHELIN Pilot Street 90/90 - 14 52P REINF TL and MICHELIN Pilot Street 2 90/90 - 14 52S REINF TL. Tests conducted on a mixture of city streets, secondary and main roads, with Honda Click 125i in September 2018.

MICHELIN PILOT STREET

The versatile tire for your urban and everyday use



DESIGNED FOR RELIABILITY ON WET ROADS

A tread with grooves that run from the centre to the shoulder to help evacuate water and provide good grip on wet roads.



ORIGINAL EQUIPMENT

- AJP: SPR SUPERMOTO 125, 240, 250
- APRILIA: RS4, TUONO 125, APRILIA SM, DERBY SENDA
- FANTIC: XMF 125 MOTARD
- RIEJU: MRT
- SHERCO: SM-R
- SWM: SM 125, SS12
- YAMAHA: MT-03



FRONT & REAR

| Size | TL/TT | CAI | Tube (CAI) |
|---------------------------|-------|--------|----------------|
| 100/90 - 14 M/C 57P REINF | TL/TT | 944867 | - |
| 80/80 - 14 M/C 43P REINF | TL | 320632 | - |
| 80/90 - 14 M/C 46P REINF | TL/TT | 902535 | - |
| 90/90 - 14 M/C 52P REINF | TL/TT | 582269 | - |
| 80/90 - 16 M/C 48S REINF | TL/TT | 749130 | - |
| 100/70 - 17 M/C 49S | TL/TT | 765043 | 17 ME (788345) |
| 110/80 - 17 M/C 57S | TL/TT | 010712 | 17 ME (788345) |
| 120/70 - 17 M/C 58S | TL | 744651 | - |
| 2.50 - 17 43P REINF | TT | 517102 | 17 MC (524451) |
| 60/90 - 17 M/C 30S | TT | 372991 | - |
| 70/90 - 17 M/C 43S REINF | TL/TT | 788900 | - |
| 80/80 - 17 M/C 46P REINF | TL | 701696 | - |
| 80/90 - 17 M/C 50S REINF | TL/TT | 446544 | - |

FRONT

| Size | TL/TT | CAI | Tube (CAI) |
|---------------------|-------|--------|----------------|
| 90/80 - 17 M/C 46S | TL/TT | 191781 | 17 ME (788345) |
| 100/80 - 17 M/C 52S | TL/TT | 510280 | 17 ME (788345) |
| 110/70 - 17 M/C 54H | TL/TT | 627009 | 17 MG (306786) |
| 110/70 - 17 M/C 54S | TL/TT | 393922 | 17 MG (306786) |
| 120/70 - 13 M/C 53S | TL | 034868 | - |
| 2.75 - 18 42P | TL/TT | 342827 | 18 ME (718703) |

REAR

| Size | TL/TT | CAI | Tube (CAI) |
|--------------------------|-------|--------|----------------|
| 130/70 - 17 M/C 62S | TL/TT | 758449 | 17 MH (166806) |
| 140/70 - 17 M/C 66H | TL/TT | 666756 | 17 MH (166806) |
| 140/70 - 17 M/C 66S | TL/TT | 024137 | 17 MH (166806) |
| 90/90 - 18 M/C 57P REINF | TL/TT | 898552 | 18 ME (718703) |

MICHELIN PILOT MOTO GP™

Put some MotoGP™ experience in your daily life!



**INSPIRED BY
SUPERSPORT TIRES**

Semi slick tread pattern, 8.5% void ratio surface, sportive look.





**DRY GRIP FOR
COMMUTING**

Soft compound technology.



**WET GRIP FOR
COMMUTING**



| FRONT & REAR | | |
|---------------------------|-------|--------|
| Size | TL/TT | CAI |
| 70/90 - 14 M/C 40S REINF | TL | 984146 |
| 80/90 - 14 M/C 46S REINF | TL | 162551 |
| 90/80 - 14 M/C 49S REINF | TL | 418053 |
| 90/90 - 14 M/C 52S REINF | TL | 345350 |
| 100/80 - 14 M/C 48S | TL | 750769 |
| 100/90 - 14 M/C 57S REINF | TL | 677244 |
| 60/90 - 17 M/C 36S REINF | TL | 184266 |
| 70/90 - 17 M/C 43S REINF | TL | 230230 |
| 80/90 - 17 M/C 50S REINF | TL | 399351 |
| 90/80 - 17 M/C 46S | TL | 237862 |
| 100/80 - 17 M/C 52S | TL | 099766 |
| 120/70 - 17 M/C 58S | TL | 759017 |

MICHELIN CITY EXTRA

Durable and reliable for a trouble-free ride



ROBUST AND RESISTANT

The renowned puncture resistant construction of the MICHELIN City Pro has been optimized even further to provide even more peace of mind on everyday commutes.




LONG LASTING

A tread pattern designed to last mile after mile.



EXCELLENT WET GRIP

Water Sipe Technology ensures grip and safety in wet conditions.



FRONT & REAR

| Size | TL/TT | CAI |
|---------------------------|-------|--------|
| 3.00 - 10 50j | TL | 957496 |
| 3.50 - 10 59j | TL | 132319 |
| 100/90 - 10 M/C 61P REINF | TL | 659959 |
| 90/90 - 10 M/C 50P | TL | 376508 |
| 110/70 - 12 M/C 47P | TL | 225307 |
| 120/70 - 12 M/C 58P REINF | TL | 484379 |
| 130/70 - 12 M/C 62P REINF | TL | 876662 |
| 90/90 - 12 M/C 54P | TL | 315093 |
| 110/70 - 13 M/C 48S | TL | 767166 |
| 120/70 - 13 M/C 53S | TL | 211317 |
| 130/70 - 13 M/C 63S REINF | TL | 039157 |
| 100/90 - 14 M/C 57S REINF | TL | 593259 |
| 70/90 - 14 M/C 40S REINF | TL | 525659 |
| 80/90 - 14 M/C 46P REINF | TL | 086104 |
| 90/90 - 14 M/C 52P REINF | TL | 238005 |
| 80/80 - 14 M/C 43S REINF | TL | 058973 |
| 90/80 - 14 M/C 49P REINF | TL | 256067 |
| 100/80 - 14 M/C 48S | TL | 321496 |
| 110/80 - 14 M/C 59S REINF | TL | 269639 |
| 100/80 - 14 M/C 48P | TL/TT | 020016 |
| 100/80 - 16 M/C 50S | TL | 920876 |
| 120/80 - 16 M/C 60S | TL | 410017 |
| 90/80 - 16 M/C 51S REINF | TL | 787009 |
| 2.25 - 17 38P | TT | 321766 |
| 2.50 - 17 43P REINF | TT | 872562 |
| 2.75 - 17 47P REINF | TT | 646360 |
| 50/100 - 17 M/C 30P REINF | TT | 615966 |
| 60/90 - 17 M/C 36S REINF | TL | 287583 |
| 70/90 - 17 M/C 43S REINF | TL | 616173 |
| 90/80 - 17 M/C 46S | TL | 332720 |

FRONT & REAR

| Size | TL/TT | CAI |
|---------------------------|-------|--------|
| 80/90 - 17 M/C 50S REINF | TL | 988315 |
| 2.75 - 18 48S | TL | 998251 |
| 3.00 - 18 52S | TL/TT | 151558 |
| 90/90 - 18 M/C 57S REINF | TL | 443903 |
| 100/90 - 18 M/C 62S REINF | TL | 492196 |
| 3.00 - 10 42J | TT | 546029 |
| 3.50 - 10 51J | TT | 864872 |

FRONT

| Size | TL/TT | CAI |
|---------------------|-------|--------|
| 100/80 - 12 56L | TL | 019487 |
| 80/100 - 17 M/C 46P | TL | 069309 |
| 90/90 - 17 M/C 49P | TL | 495882 |
| 100/80 - 17 M/C 52P | TL | 598815 |
| 80/100 - 18 M/C 47P | TL | 718583 |
| 80/100 - 18 M/C 47S | TL | 789849 |
| 2.75 - 18 42P | TL | 827496 |

REAR

| Size | TL/TT | CAI |
|---------------------------|-------|--------|
| 110/80 - 12 61L | TL | 984534 |
| 140/70 - 13 M/C 61S | TL | 402782 |
| 100/90 - 17 M/C 55P | TL | 092018 |
| 100/90 - 17 M/C 55S | TL/TT | 386077 |
| 120/80 - 17 M/C 67P | TL | 521030 |
| 140/70 - 17 M/C 66P | TL | 417144 |
| 80/100 - 18 M/C 54P REINF | TL | 389518 |
| 100/80 - 18 M/C 59S REINF | TL | 759939 |
| 100/90 - 18 M/C 56P | TL | 493860 |
| 2.75 - 18 48P REINF | TL | 414038 |
| 3.00 - 18 52P REINF | TL | 784629 |

MICHELIN

CITY EXTRA INDIA

Durable and reliable for a trouble-free ride




LONG LASTING
A tread pattern designed to last mile after mile.



EXCELLENT WET GRIP
Water Sipe Technology ensures grip and safety in wet conditions.



ROBUST AND RESISTANT
The renowned puncture resistant construction of the MICHELIN City Pro has been optimized even further to provide even more peace of mind on everyday commutes.



FRONT & REAR

| Size | TL/TT | CAI |
|-----------------|-------|--------|
| 90/100 - 10 53j | TL | 065778 |
| 90/90 - 12 54j | TL | 572699 |

FRONT

| Size | TL/TT | CAI |
|---------------------|-------|--------|
| 100/80 - 12 56L | TL | 019487 |
| 90/90 - 17 M/C 49P | TL | 495882 |
| 80/100 - 17 M/C 46P | TL | 069309 |
| 100/80 - 17 M/C 52P | TL | 598815 |
| 2.75 - 17 41P | TL | 085690 |
| 2.75 - 18 42P | TL | 827496 |
| 80/100 - 18 M/C 47P | TL | 718583 |

REAR

| Size | TL/TT | CAI |
|---------------------------|-------|--------|
| 110/80 - 12 61L | TL | 984534 |
| 100/90 - 17 M/C 55P | TL | 092018 |
| 110/80 - 17 M/C 57P | TL | 708794 |
| 120/80 - 17 M/C 67P REINF | TL | 521030 |
| 140/70 - 17 M/C 66P | TL | 417144 |
| 3.00 - 17 50P REINF | TT | 322582 |
| 100/90 - 18 M/C 56P | TL | 493860 |
| 2.75 - 18 48P REINF | TL | 414038 |
| 3.00 - 18 52P REINF | TL | 784629 |
| 80/100 - 18 M/C 54P REINF | TL | 389518 |
| 90/90 - 18 M/C 57P REINF | TL | 184312 |

MICHELIN ANAKEE STREET

The tire designed for both roads and trails under 600cc




SAFETY ON THE ROAD

Excellent stability and handling thanks to the imposing indented tread blocks, helping to make them more robust Off-Road.



CONTROL ON TRAILS

Optimized tread pattern for grip and even wear whatever the terrain. Directional V-shaped tread layout gives optimum road-holding, on or off tarmac.



ORIGINAL EQUIPMENT
APRILIA: SR-GT 125CC & 200 CC



URBAN MOBILITY

FRONT & REAR

| Size | TL/TT | CAI | Tube (CAI) |
|---------------------------|-------|--------|---------------|
| 80/80 - 14 M/C 43P REINF | TL | 655113 | - |
| 80/90 - 14 M/C 46P REINF | TL | 224770 | - |
| 90/80 - 14 M/C 49P REINF | TL | 776362 | - |
| 90/90 - 14 M/C 52P REINF | TL | 413011 | - |
| 110/80 - 14 M/C 53P | TL | 306548 | - |
| 110/80 - 14 M/C 59P | TL | 571449 | - |
| 120/70 - 14 M/C 61P REINF | TL | 003956 | - |
| 80/80 - 16 M/C 45S REINF | TL | 829500 | - |
| 90/80 - 16 M/C 51S REINF | TL | 621334 | 16MD (190223) |
| 2.25 - 17 38P REINF | TT | 132307 | 17MC (524451) |
| 2.50 - 17 43P REINF | TT | 202324 | 17MC (524451) |
| 80/80 - 17 M/C 46P REINF | TL | 525918 | 17MD (143858) |
| 90/80 - 17 M/C 53P REINF | TL | 968546 | 17ME (788345) |
| 2.75 - 17 47P REINF | TT | 479452 | 17MD (143858) |
| 3.00 - 17 50P REINF | TT | 327263 | 17ME (788345) |
| 90/90 - 17 M/C 49S | TL | 666914 | 17ME (788345) |
| 80/100 - 18M/C 47P | TL | 326398 | 18ME (718703) |
| 90/90 - 18M/C 57P REINF | TL | 112566 | 18ME (718703) |

FRONT

| Size | TL/TT | CAI | Tube (CAI) |
|--------------------|-------|--------|---------------|
| 90/90 - 19 M/C 52P | TL | 742388 | 19ME (390115) |
| 80/90 - 21 M/C 48S | TL/TT | 631152 | 21MD (206108) |
| 90/90 - 21 M/C 54T | TL | 490112 | 21MD (206108) |

REAR

| Size | TL/TT | CAI | Tube (CAI) |
|---------------------------|-------|--------|----------------|
| 130/70 - 13 M/C 57P | TL | 363927 | - |
| 100/90 - 14 M/C 57P REINF | TL | 279163 | - |
| 120/90 - 17 M/C 64T | TL | 775950 | - |
| 110/90 17 M/C 60P | TL | 211547 | 17MG (306786) |
| 130/80 - 17 M/C 71T | TL | 177836 | 17 MH (166806) |
| 110/80 - 18 M/C 58S | TL | 509515 | 18MF (929348) |
| 120/80 - 18 M/C 68T | TL | 920723 | 18MF (929348) |

MICHELIN

ANAKEE ^{CROSS} INDIA

All-round performance no matter the terrain




ROBUSTNESS
Sturdy tire construction provides strength to tackle any kind of road hazards.



LONGEVITY WITHOUT UNEVEN WEAR
Durable and sturdy thanks to a new tread compound and reinforced casing, the MICHELIN Anakee Cross is a long lasting tire made for tackling the most testing road and trail hazards.



GRIP ON ANY SURFACE
Dynamic tread design with big blocks and new tread compound provides maximum grip on any surface.



FRONT & REARX

| Size | TL/TT | CAI |
|---------------------------------|-------|--------|
| 90/100 - 10 53J ANAKEE CROSS TL | TL | 973385 |
| 90/90 - 12 54J ANAKEE CROSS TL | TL | 565578 |

FRONT

| Size | TL/TT | CAI |
|---------------------------------------|-------|--------|
| 2.75 - 17 41P ANAKEE CROSS F TT | TT | 351685 |
| 2.75 - 18 42P ANAKEE CROSS F TT | TT | 994855 |
| 80/100 - 18 M/C 47P ANAKEE CROSS F TL | TL | 166921 |
| 3.25 - 19 54P ANAKEE CROSS F TT | TT | 401136 |
| 90/90 - 19 M/C 52P ANAKEE CROSS F TT | TT | 946977 |

REAR

| Size | TL/TT | CAI |
|---|-------|--------|
| 3.00 - 17 50P REINF ANAKEE CROSS R TT | TT | 278638 |
| 100/90 - 18 M/C 56P ANAKEE CROSS R TT | TT | 276927 |
| 110/90 - 18 M/C 61P REINF ANAKEE CROSS R TT | TT | 812278 |
| 120/80 - 18 M/C 62P ANAKEE CROSS R TT | TT | 333079 |
| 2.75 - 18 48P REINF ANAKEE CROSS R TT | TT | 278390 |
| 3.00 - 18 52P REINF ANAKEE CROSS R TT | TT | 132327 |
| 80/100 - 18 M/C 54P REINF ANAKEE CROSS R TL | TL | 309283 |
| 3.50 - 19 63P REINF ANAKEE CROSS R TT | TT | 319704 |

MICHELIN

M35

Tire design for dealywork in urban areas

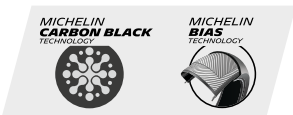


SOLID WET AND DRY GRIP WITH CLASS LEADING MILEAGE



FRONT & REAR

| Size | TL/TT | CAI | Tube (CAI) |
|---------------------|-------|--------|----------------|
| 2.25 - 17 38P REINF | TT | 057014 | 17 MC (524451) |
| 2.50 - 17 43P REINF | TT | 057015 | 17 MC (524451) |
| 2.75 - 17 47P REINF | TT | 057013 | 17 MD (143858) |



MICHELIN

REGGAE

The adventure style On-Off Road tire for your scooter



SUITABLE FOR ALL TERRAINS

Suitable for all terrains with its tread block pattern, a funky and original look for your scooter that's fully functional.



FRONT & REAR

| Size | TL/TT | CAI |
|-----------------|-------|--------|
| 120/90 - 10 57J | TL | 057104 |
| 130/90 - 10 61J | TL | 104647 |

