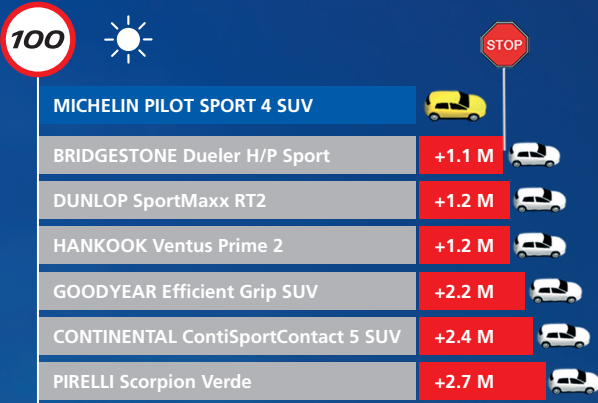


RESULTS FROM COMPETITOR TESTS

DRY BRAKING TEST ⁽¹⁾

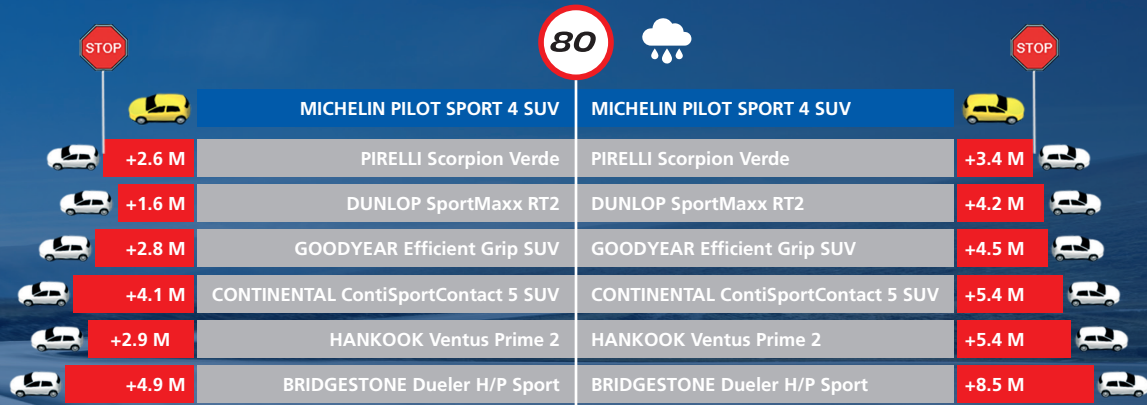
NEW



(1) Dry braking test, between 100 and 0 kph: conducted by TÜV-SÜD Product Service, on Michelin's request, in September 2018, on dimension 235/60 R 18 107W on Audi Q5 2.0 TDI.

WET BRAKING TEST ⁽²⁾

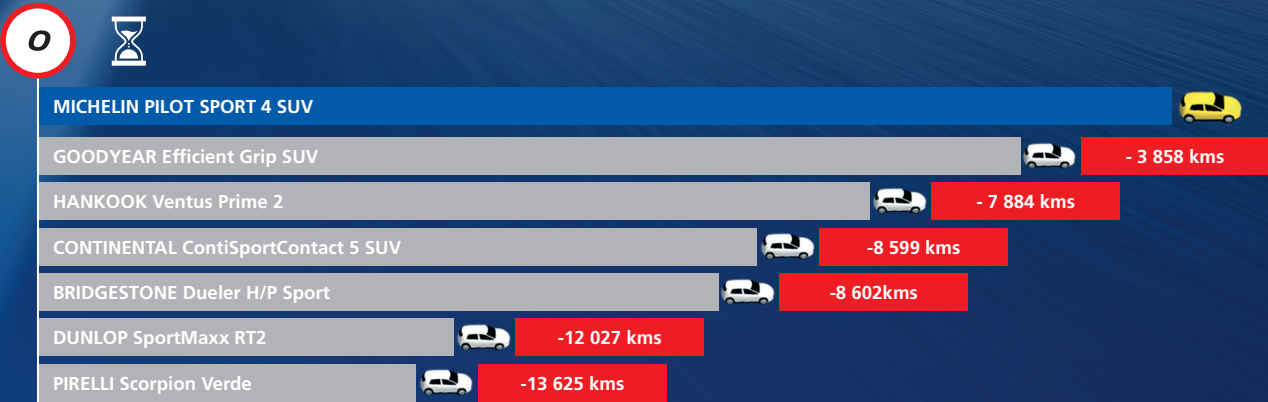
NEW



(2) Wet braking test, between 80 and 20 kph, conducted by TÜV-SÜD Product Service, on Michelin's request, in August 2018, on dimension 235/60 R 18 107W on Audi Q5 2.0 TDI.

* Worn means worn on machine (buffed) to the depth of Tread Wear Indicator according to the European regulation for Tread Wear Indicator ECE R30r03f.

LONGEVITY TEST ⁽³⁾



(3) Test conducted by DEKRA TEST CENTER, on Michelin's request, between August 2018 and September 2018, on dimension 235/60R18 107W on Hyundai Sante Fe CRDi. The longevity test runs in average real usage (D50) during 10,000km and an estimated longevity at 1.6mm.

MICHELIN PILOT SPORT 4 SUV
OUT THERE, YOU'RE ALWAYS IN CONTROL



MICHELIN
PILOT SPORT 4 SUV



OUT THERE, YOU'RE ALWAYS IN CONTROL

THE MICHELIN PILOT SPORT 4 SUV. SPECIALLY MADE FOR PREMIUM SPORTY SUVs. DESIGNED TO DELIVER THE DRIVING EXPERIENCE YOU DESERVE.



-  **OUTSTANDING HANDLING & GRIP**
-  **DESIGNED FOR PREMIUM SPORTY SUVs**
-  **1ST IN WET & DRY BRAKING***



CROSSOVER



SMALL SUV



LARGE SUV

Pilot Sport 4 SUV has some overlapping dimensions for passenger car fitments.

Property of MICHELIN: Reproduction is prohibited unless specifically authorized - MICHELIN reserves all rights even in the event of industrial property rights - We reserve all rights of disposal such as copying and passing on to third parties.





OUTSTANDING HANDLING AND GRIP



DESIGNED FOR PREMIUM SPORTY SUVs

DYNAMIC RESPONSE HYBRID BELT

Improves steering responsiveness during cornering.

IMPROVED GROOVE DESIGN

Maximises your contact patch at high speeds.

OPTIMISED TREAD BLOCKS

Ensures a comfortable and quiet ride.



1ST IN WET & DRY BRAKING

ASYMMETRICAL TREAD DESIGN

Outside optimised for dry braking and inside for wet braking.

ADVANCED TREAD COMPOUND WITH FUNCTIONAL ELASTOMERS & SILICA

Delivers excellent braking in wet & dry conditions and maximizes longevity.

FORMULA E INSPIRED TREAD DESIGN

Meet the newest member of the iconic Pilot Sport Range.

PREMIUM TOUCH SIDEWALL

Enhances your vehicle's sporty look.

RIM PROTECTOR AND DOUBLE CASING PLY

Delivers added safety and robustness.



Width:
215 to 325

Height:
65 to 35

Diameter:
17 to 23

Speed Symbol:
H, V, W, Y